



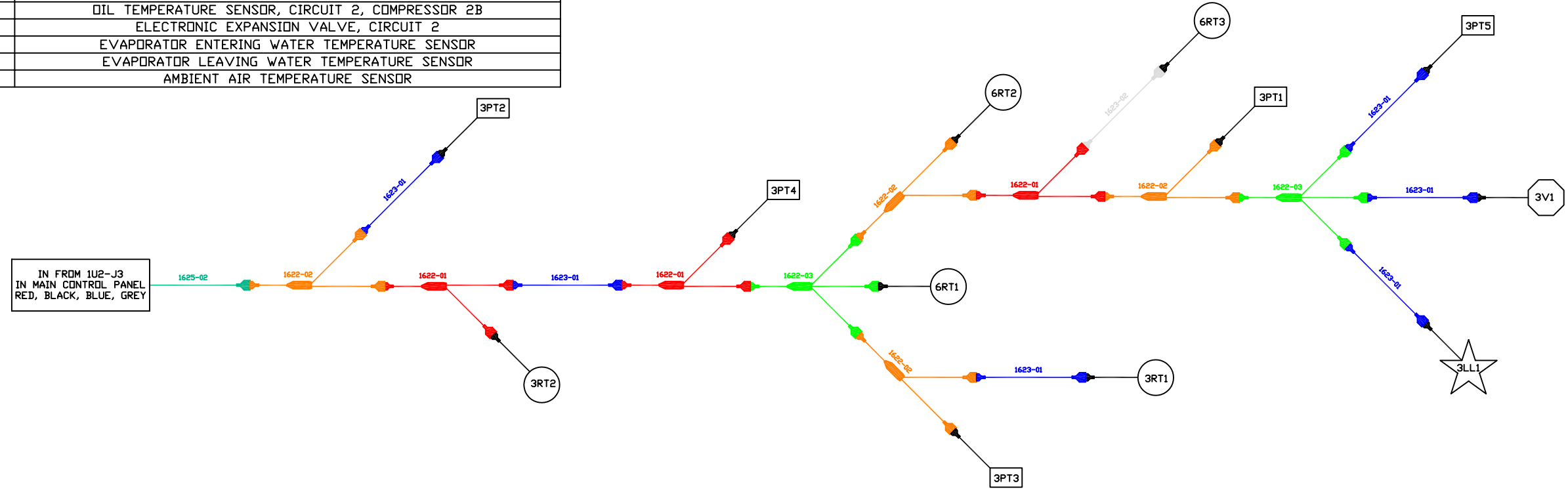


DEVICE	DESCRIPTION
3LL1	EVAPORATOR REFRIGERANT LIQUID LEVEL SENSOR, CIRCUIT 1
3PT1	SUCTION REFRIGERANT PRESSURE TRANSDUCER, CIRCUIT 1, COMPRESSOR 1A
3PT2	CONDENSER REFRIGERANT PRESSURE TRANSDUCER, CIRCUIT 1
3PT3	OIL PRESSURE TRANSDUCER, COMPRESSOR 1B
3PT4	OIL PRESSURE TRANSDUCER, COMPRESSOR 1A
3PT5	SUCTION REFRIGERANT PRESSURE TRANSDUCER, CIRCUIT 1, COMPRESSOR 1B
3RT1	OIL TEMPERATURE SENSOR, CIRCUIT 1, COMPRESSOR 1A
3RT2	OIL TEMPERATURE SENSOR, CIRCUIT 1, COMPRESSOR 1B
3V1	ELECTRONIC EXPANSION VALVE, CIRCUIT 1
4LL1	EVAPORATOR REFRIGERANT LIQUID LEVEL SENSOR, CIRCUIT 2
4PT1	SUCTION REFRIGERANT PRESSURE TRANSDUCER, CIRCUIT 2, COMPRESSOR 2A
4PT2	CONDENSER REFRIGERANT PRESSURE TRANSDUCER, CIRCUIT 2
4PT3	OIL PRESSURE TRANSDUCER, COMPRESSOR 2A
4PT4	OIL PRESSURE TRANSDUCER, COMPRESSOR 2B
4PT5	SUCTION REFRIGERANT PRESSURE TRANSDUCER, CIRCUIT 2, COMPRESSOR 2B
4RT1	OIL TEMPERATURE SENSOR, CIRCUIT 2, COMPRESSOR 2A
4RT2	OIL TEMPERATURE SENSOR, CIRCUIT 2, COMPRESSOR 2B
4V1	ELECTRONIC EXPANSION VALVE, CIRCUIT 2
6RT1	EVAPORATOR ENTERING WATER TEMPERATURE SENSOR
6RT2	EVAPORATOR LEAVING WATER TEMPERATURE SENSOR
6RT3	AMBIENT AIR TEMPERATURE SENSOR

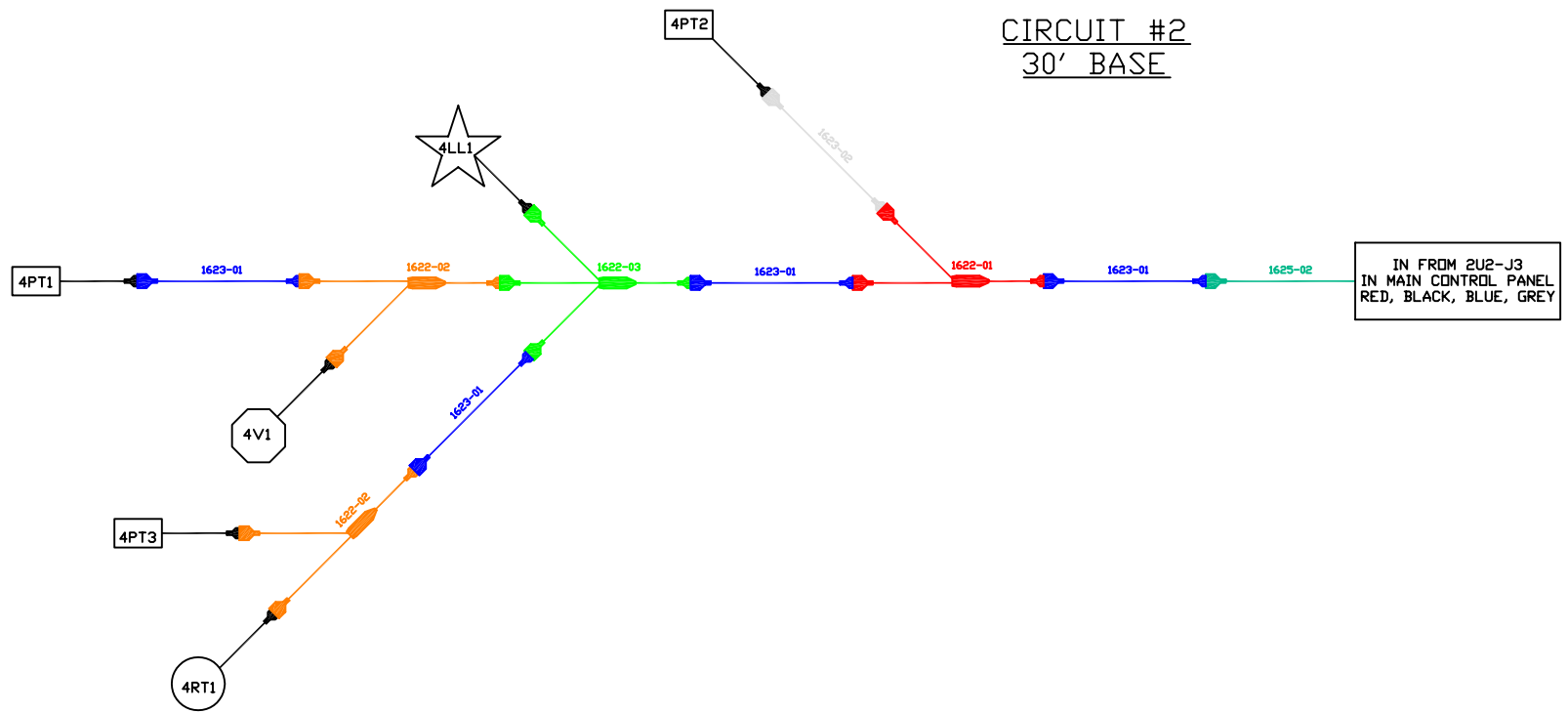
CABLE#	DESCRIPTION
1622-01	2Y, SHORT
1622-02	2Y, LONG
1622-03	3Y
1623-01	EXTENSION, SHORT
1623-02	EXTENSION, LONG
1625-02	FEMALE TO SOLID LEADS

LIQUID LEVEL SENS.	
TEMP SENS.	
PRESSURE TRANSD.	
EXV'S	

CIRCUIT #1
30' BASE

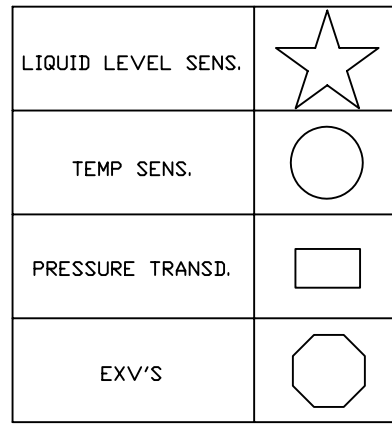


CIRCUIT #2
30' BASE

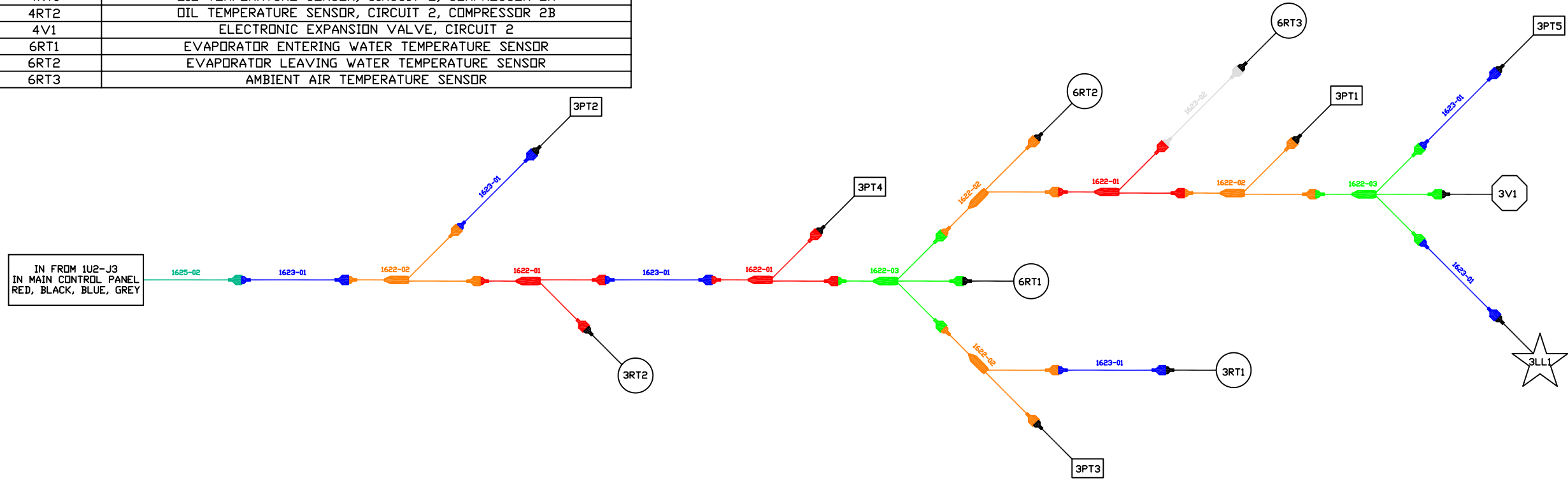


DEVICE	DESCRIPTION
3LL1	EVAPORATOR REFRIGERANT LIQUID LEVEL SENSOR, CIRCUIT 1
3PT1	SUCTION REFRIGERANT PRESSURE TRANSDUCER, CIRCUIT 1, COMPRESSOR 1A
3PT2	CONDENSER REFRIGERANT PRESSURE TRANSDUCER, CIRCUIT 1
3PT3	OIL PRESSURE TRANSDUCER, COMPRESSOR 1B
3PT4	OIL PRESSURE TRANSDUCER, COMPRESSOR 1A
3PT5	SUCTION REFRIGERANT PRESSURE TRANSDUCER, CIRCUIT 1, COMPRESSOR 1B
3RT1	OIL TEMPERATURE SENSOR, CIRCUIT 1, COMPRESSOR 1A
3RT2	OIL TEMPERATURE SENSOR, CIRCUIT 1, COMPRESSOR 1B
3V1	ELECTRONIC EXPANSION VALVE, CIRCUIT 1
4LL1	EVAPORATOR REFRIGERANT LIQUID LEVEL SENSOR, CIRCUIT 2
4PT1	SUCTION REFRIGERANT PRESSURE TRANSDUCER, CIRCUIT 2, COMPRESSOR 2A
4PT2	CONDENSER REFRIGERANT PRESSURE TRANSDUCER, CIRCUIT 2
4PT3	OIL PRESSURE TRANSDUCER, COMPRESSOR 2A
4PT4	OIL PRESSURE TRANSDUCER, COMPRESSOR 2B
4PT5	SUCTION REFRIGERANT PRESSURE TRANSDUCER, CIRCUIT 2, COMPRESSOR 2B
4RT1	OIL TEMPERATURE SENSOR, CIRCUIT 2, COMPRESSOR 2A
4RT2	OIL TEMPERATURE SENSOR, CIRCUIT 2, COMPRESSOR 2B
4V1	ELECTRONIC EXPANSION VALVE, CIRCUIT 2
6RT1	EVAPORATOR ENTERING WATER TEMPERATURE SENSOR
6RT2	EVAPORATOR LEAVING WATER TEMPERATURE SENSOR
6RT3	AMBIENT AIR TEMPERATURE SENSOR

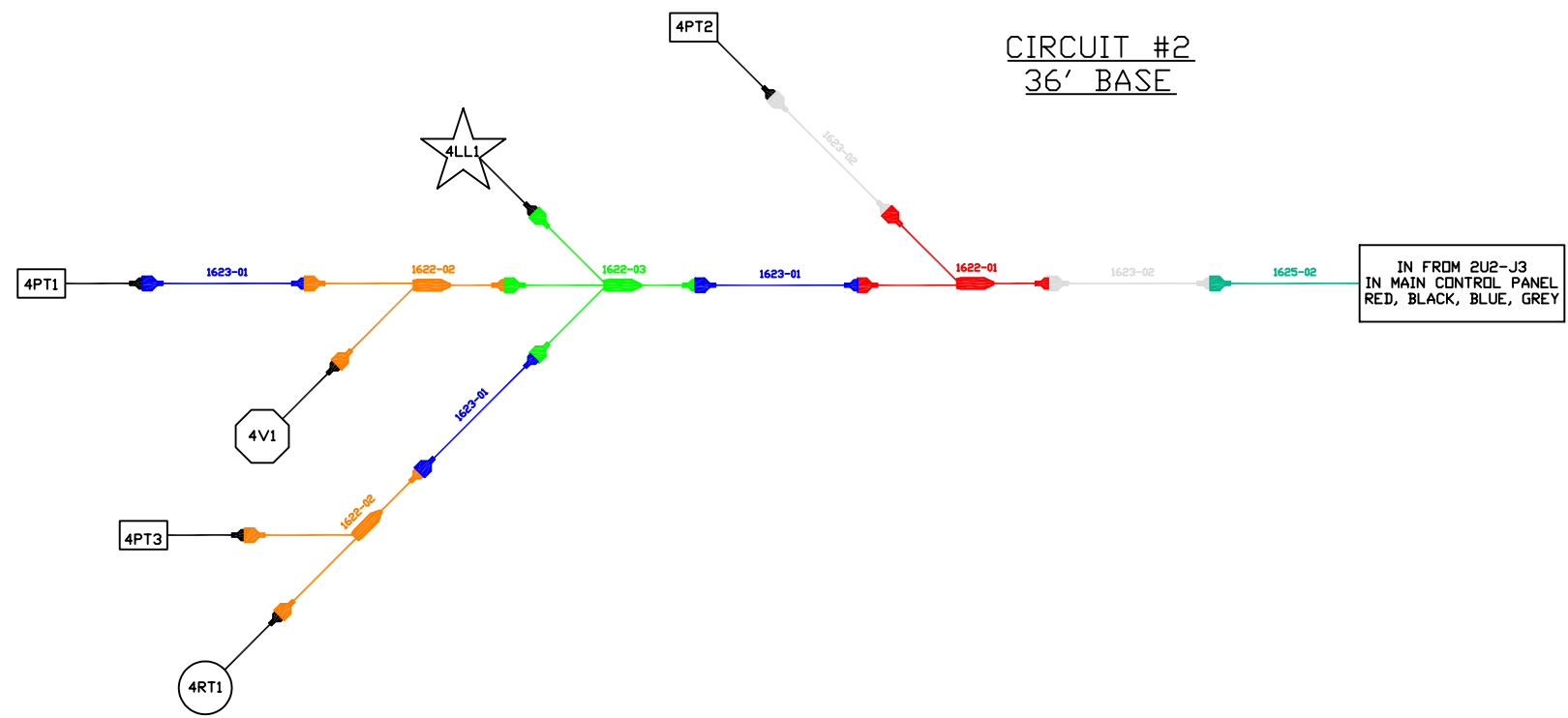
CABLE#	DESCRIPTION
1622-01	2Y, SHORT
1622-02	2Y, LONG
1622-03	3Y
1623-01	EXTENSION, SHORT
1623-02	EXTENSION, LONG
1625-02	FEMALE TO SOLID LEADS



CIRCUIT #1
36' BASE







CIRCUIT #2
36' BASE



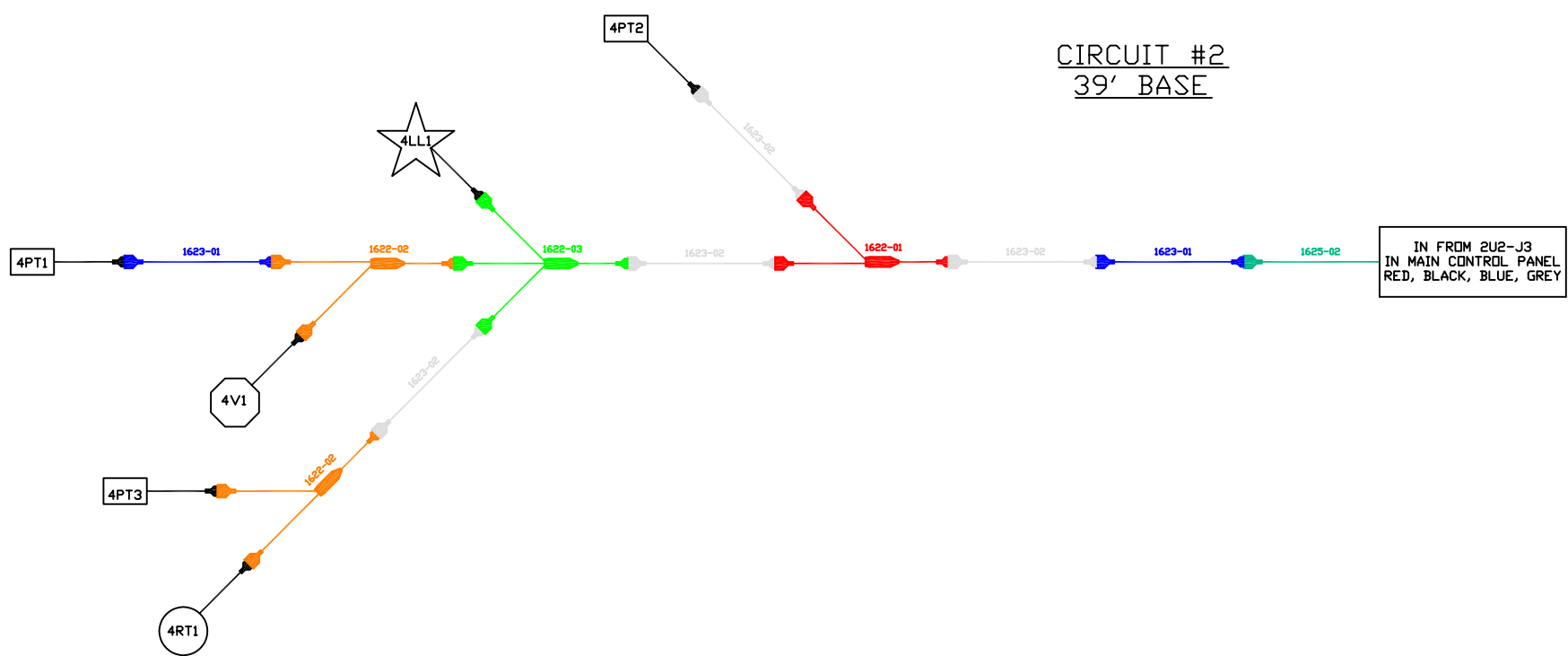
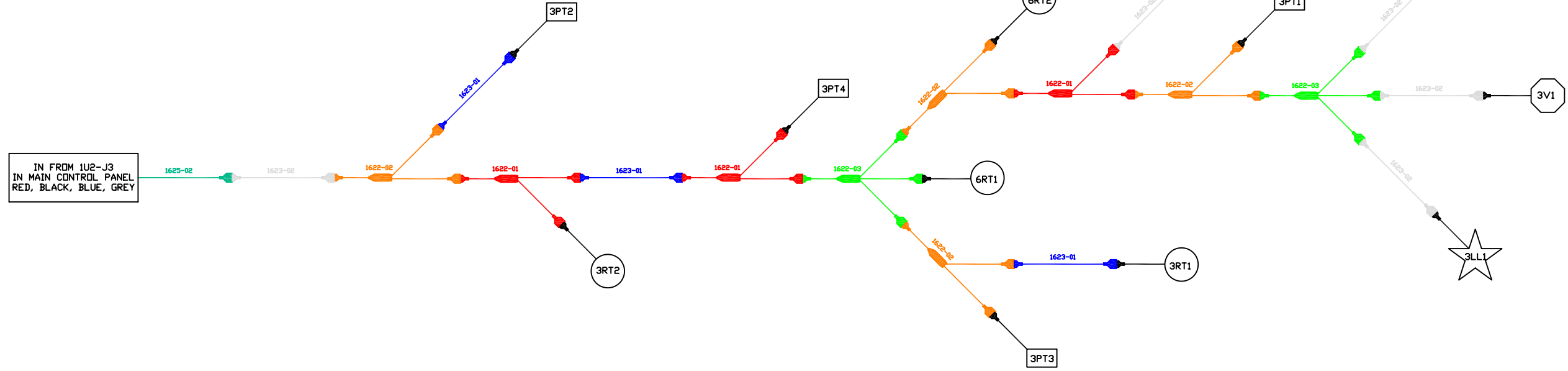
DEVICE	DESCRIPTION
3LL1	EVAPORATOR REFRIGERANT LIQUID LEVEL SENSOR, CIRCUIT 1
3PT1	SUCTION REFRIGERANT PRESSURE TRANSDUCER, CIRCUIT 1, COMPRESSOR 1A
3PT2	CONDENSER REFRIGERANT PRESSURE TRANSDUCER, CIRCUIT 1
3PT3	OIL PRESSURE TRANSDUCER, COMPRESSOR 1B
3PT4	OIL PRESSURE TRANSDUCER, COMPRESSOR 1A
3PT5	SUCTION REFRIGERANT PRESSURE TRANSDUCER, CIRCUIT 1, COMPRESSOR 1B
3RT1	OIL TEMPERATURE SENSOR, CIRCUIT 1, COMPRESSOR 1A
3RT2	OIL TEMPERATURE SENSOR, CIRCUIT 1, COMPRESSOR 1B
3V1	ELECTRONIC EXPANSION VALVE, CIRCUIT 1
4LL1	EVAPORATOR REFRIGERANT LIQUID LEVEL SENSOR, CIRCUIT 2
4PT1	SUCTION REFRIGERANT PRESSURE TRANSDUCER, CIRCUIT 2, COMPRESSOR 2A
4PT2	CONDENSER REFRIGERANT PRESSURE TRANSDUCER, CIRCUIT 2
4PT3	OIL PRESSURE TRANSDUCER, COMPRESSOR 2A
4PT4	OIL PRESSURE TRANSDUCER, COMPRESSOR 2B
4PT5	SUCTION REFRIGERANT PRESSURE TRANSDUCER, CIRCUIT 2, COMPRESSOR 2B
4RT1	OIL TEMPERATURE SENSOR, CIRCUIT 2, COMPRESSOR 2A
4RT2	OIL TEMPERATURE SENSOR, CIRCUIT 2, COMPRESSOR 2B
4V1	ELECTRONIC EXPANSION VALVE, CIRCUIT 2
6RT1	EVAPORATOR ENTERING WATER TEMPERATURE SENSOR
6RT2	EVAPORATOR LEAVING WATER TEMPERATURE SENSOR
6RT3	AMBIENT AIR TEMPERATURE SENSOR

CABLE#	DESCRIPTION
1622-01	2Y, SHORT
1622-02	2Y, LONG
1622-03	3Y
1623-01	EXTENSION, SHORT
1623-02	EXTENSION, LONG
1625-02	FEMALE TO SOLID LEADS





LIQUID LEVEL SENS.	
TEMP SENS.	
PRESSURE TRANSD.	
EXV'S	

CIRCUIT #1
39' BASE

CIRCUIT #2
39' BASE



DEVICE	DESCRIPTION
3LL1	EVAPORATOR REFRIGERANT LIQUID LEVEL SENSOR, CIRCUIT 1
3PT1	SUCTION REFRIGERANT PRESSURE TRANSDUCER, CIRCUIT 1, COMPRESSOR 1A
3PT2	CONDENSER REFRIGERANT PRESSURE TRANSDUCER, CIRCUIT 1
3PT3	OIL PRESSURE TRANSDUCER, COMPRESSOR 1B
3PT4	OIL PRESSURE TRANSDUCER, COMPRESSOR 1A
3PT5	SUCTION REFRIGERANT PRESSURE TRANSDUCER, CIRCUIT 1, COMPRESSOR 1B
3RT1	OIL TEMPERATURE SENSOR, CIRCUIT 1, COMPRESSOR 1A
3RT2	OIL TEMPERATURE SENSOR, CIRCUIT 1, COMPRESSOR 1B
3V1	ELECTRONIC EXPANSION VALVE, CIRCUIT 1
4LL1	EVAPORATOR REFRIGERANT LIQUID LEVEL SENSOR, CIRCUIT 2
4PT1	SUCTION REFRIGERANT PRESSURE TRANSDUCER, CIRCUIT 2, COMPRESSOR 2A
4PT2	CONDENSER REFRIGERANT PRESSURE TRANSDUCER, CIRCUIT 2
4PT3	OIL PRESSURE TRANSDUCER, COMPRESSOR 2A
4PT4	OIL PRESSURE TRANSDUCER, COMPRESSOR 2B
4PT5	SUCTION REFRIGERANT PRESSURE TRANSDUCER, CIRCUIT 2, COMPRESSOR 2B
4RT1	OIL TEMPERATURE SENSOR, CIRCUIT 2, COMPRESSOR 2A
4RT2	OIL TEMPERATURE SENSOR, CIRCUIT 2, COMPRESSOR 2B
4V1	ELECTRONIC EXPANSION VALVE, CIRCUIT 2
6RT1	EVAPORATOR ENTERING WATER TEMPERATURE SENSOR
6RT2	EVAPORATOR LEAVING WATER TEMPERATURE SENSOR
6RT3	AMBIENT AIR TEMPERATURE SENSOR

LIQUID LEVEL SENS.	
TEMP SENS.	
PRESSURE TRANSD.	
EXV'S	

CABLE#	DESCRIPTION
1622-01	2Y, SHORT
1622-02	2Y, LONG
1622-03	3Y
1623-01	EXTENSION, SHORT
1623-02	EXTENSION, LONG
1625-02	FEMALE TO SOLID LEADS

UNLESS OTHERWISE SPECIFIED ALL DIMENSIONS ARE IN INCHES. TOLERANCE:
.X = ±
.XX = ±
.XXX = ±

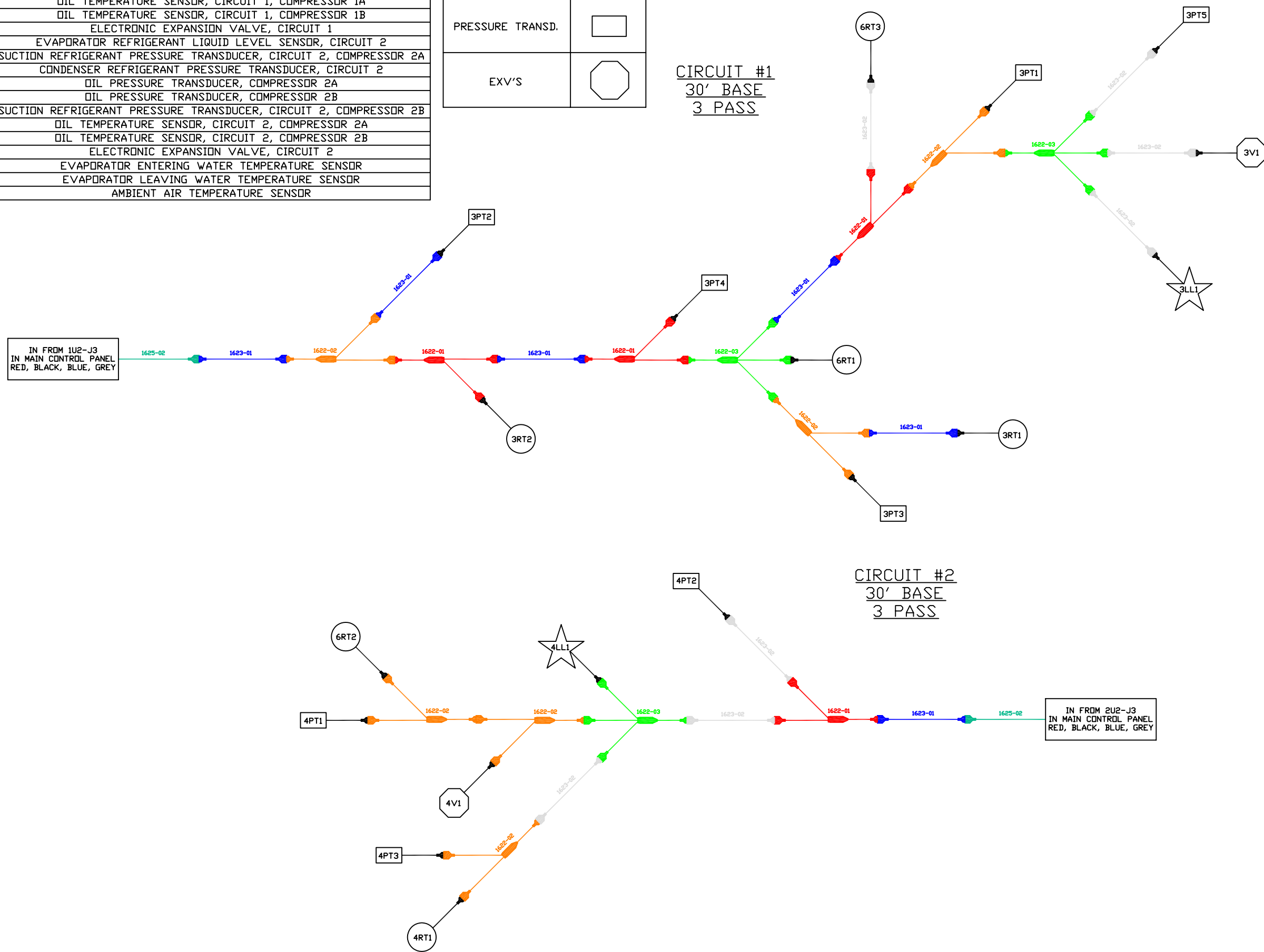
FINISH ✓
ANGLES = ± ° HOLE DIA = ±
CONFORMS TO ASME Y14.5M-1994.

TRANE
A MEMBER OF THE YORK INTERNATIONAL INC.
THIS DRAWING IS PROPERTY OF TRANE. IT IS TO BE USED ONLY FOR THE PROJECT AND AT THE LOCATION SPECIFIED HEREON.
DRAWN BY: JYZHUANG
DATE: 9-APR-2006
DO NOT SCALE PRINT
THIRD ANGLE PROJECTION

57166396 SHEET 4 OF 6 REV A
WIRING HARNESS
3 COMPRESSOR
30' / 36' / 39' BASE
Ckt 1 & 2

CIRCUIT #1
30' BASE
3 PASS

CIRCUIT #2
30' BASE
3 PASS







IN FROM 1U2-J3
IN MAIN CONTROL PANEL
RED, BLACK, BLUE, GREY

IN FROM 2U2-J3
IN MAIN CONTROL PANEL
RED, BLACK, BLUE, GREY

A
B
C
D
E
F
G
H

1 2 3 4 5 6 7 8

DEVICE	DESCRIPTION
3LL1	EVAPORATOR REFRIGERANT LIQUID LEVEL SENSOR, CIRCUIT 1
3PT1	SUCTION REFRIGERANT PRESSURE TRANSDUCER, CIRCUIT 1, COMPRESSOR 1A
3PT2	CONDENSER REFRIGERANT PRESSURE TRANSDUCER, CIRCUIT 1
3PT3	OIL PRESSURE TRANSDUCER, COMPRESSOR 1B
3PT4	OIL PRESSURE TRANSDUCER, COMPRESSOR 1A
3PT5	SUCTION REFRIGERANT PRESSURE TRANSDUCER, CIRCUIT 1, COMPRESSOR 1B
3RT1	OIL TEMPERATURE SENSOR, CIRCUIT 1, COMPRESSOR 1A
3RT2	OIL TEMPERATURE SENSOR, CIRCUIT 1, COMPRESSOR 1B
3V1	ELECTRONIC EXPANSION VALVE, CIRCUIT 1
4LL1	EVAPORATOR REFRIGERANT LIQUID LEVEL SENSOR, CIRCUIT 2
4PT1	SUCTION REFRIGERANT PRESSURE TRANSDUCER, CIRCUIT 2, COMPRESSOR 2A
4PT2	CONDENSER REFRIGERANT PRESSURE TRANSDUCER, CIRCUIT 2
4PT3	OIL PRESSURE TRANSDUCER, COMPRESSOR 2A
4PT4	OIL PRESSURE TRANSDUCER, COMPRESSOR 2B
4PT5	SUCTION REFRIGERANT PRESSURE TRANSDUCER, CIRCUIT 2, COMPRESSOR 2B
4RT1	OIL TEMPERATURE SENSOR, CIRCUIT 2, COMPRESSOR 2A
4RT2	OIL TEMPERATURE SENSOR, CIRCUIT 2, COMPRESSOR 2B
4V1	ELECTRONIC EXPANSION VALVE, CIRCUIT 2
6RT1	EVAPORATOR ENTERING WATER TEMPERATURE SENSOR
6RT2	EVAPORATOR LEAVING WATER TEMPERATURE SENSOR
6RT3	AMBIENT AIR TEMPERATURE SENSOR

LIQUID LEVEL SENS.	
TEMP SENS.	
PRESSURE TRANSD.	
EXV'S	

CABLE#	DESCRIPTION
1622-01	2Y, SHORT
1622-02	2Y, LONG
1622-03	3Y
1623-01	EXTENSION, SHORT
1623-02	EXTENSION, LONG
1625-02	FEMALE TO SOLID LEADS

UNLESS OTHERWISE SPECIFIED ALL DIMENSIONS ARE IN INCHES. TOLERANCE:

.X = ±
.XX = ±
.XXX = ±

ANGLES = ± ° HOLE DIA = ±
CONFORMS TO ASME Y14.5M-1994.

FINISH ✓

DATE: 9-APR-2006

DRAWN BY: JYZHUANG

DO NOT SCALE PRINT

THIRD ANGLE PROJECTION

TRANE

57166396

WIRING HARNESS

3 COMPRESSOR

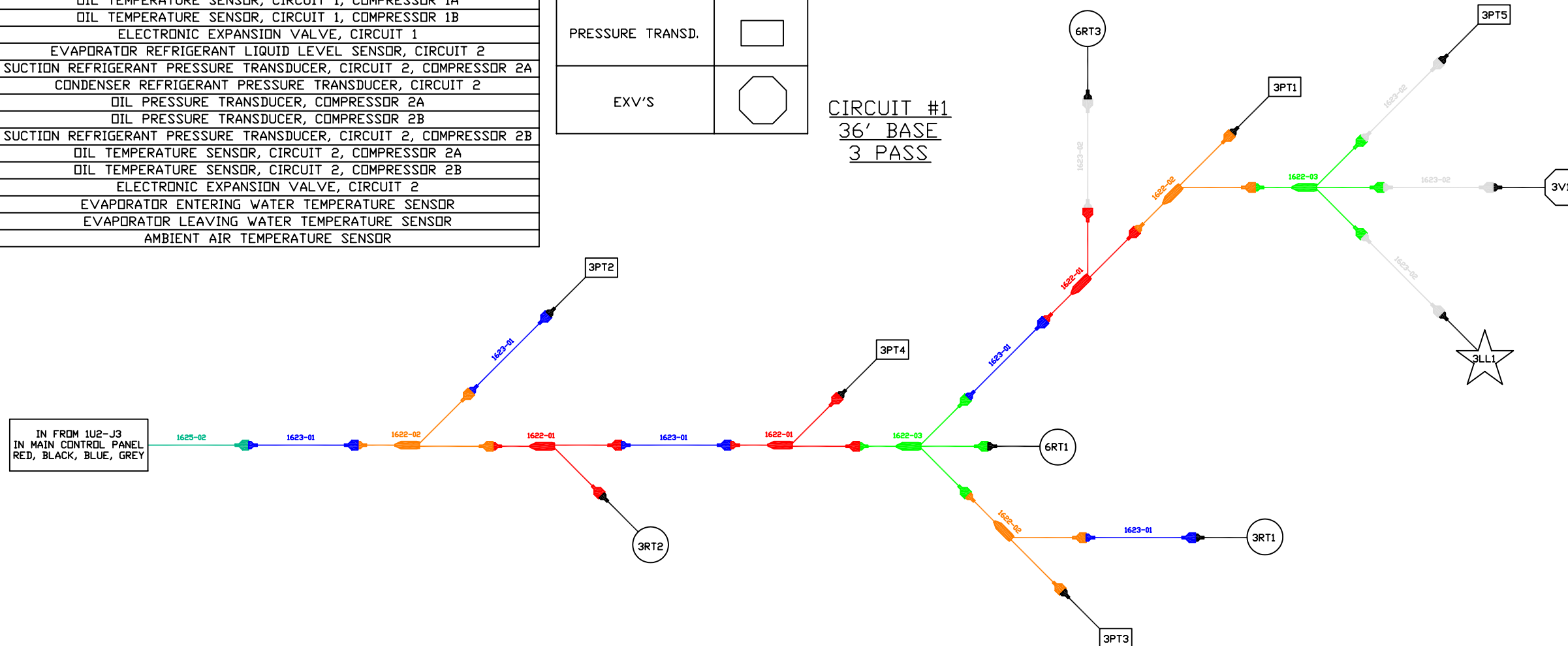
30' / 36' / 39' BASE

Ckt 1 & 2

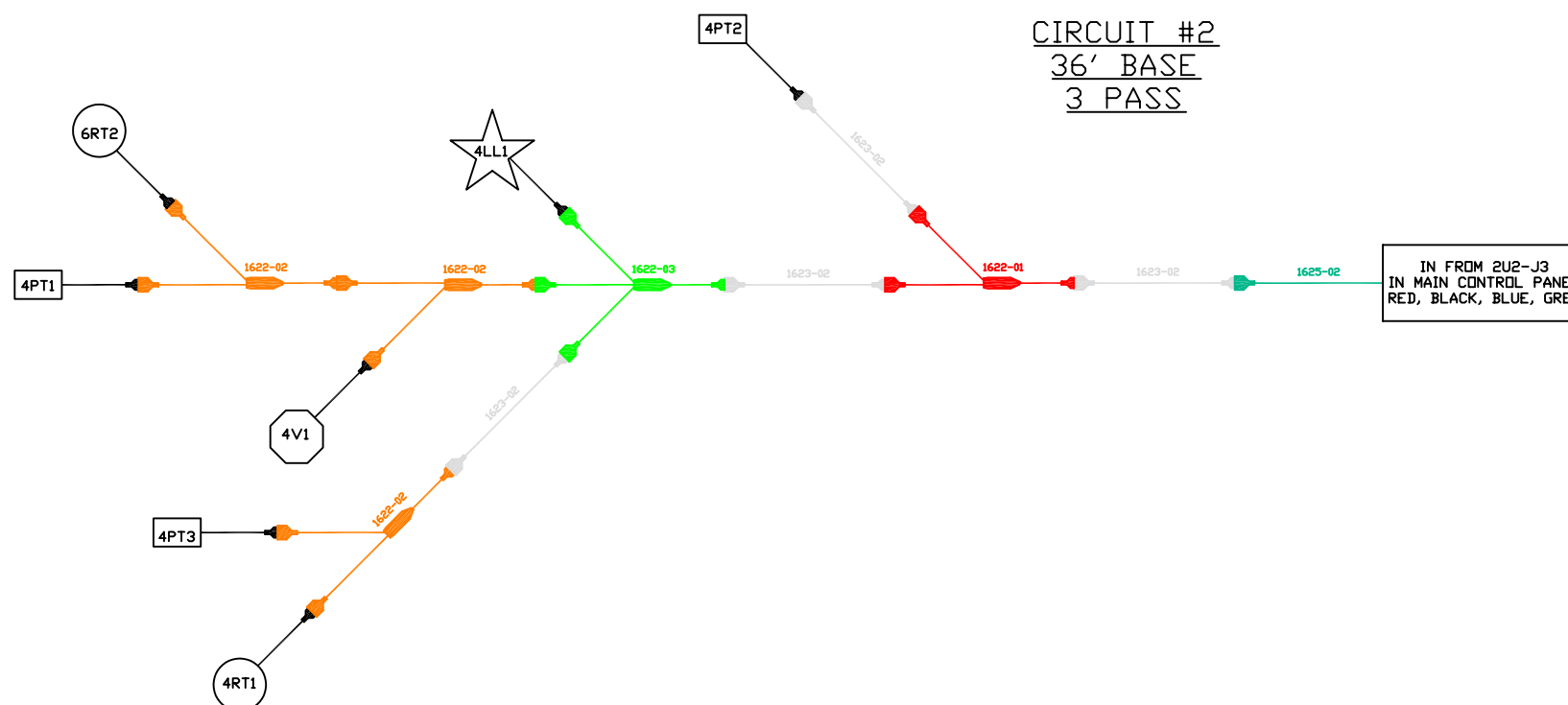
SHEET 5 OF 6

REV A

CIRCUIT #1
36' BASE
3 PASS



CIRCUIT #2
36' BASE
3 PASS



IN FROM 1U2-J3
IN MAIN CONTROL PANEL
RED, BLACK, BLUE, GREY

IN FROM 2U2-J3
IN MAIN CONTROL PANEL
RED, BLACK, BLUE, GREY

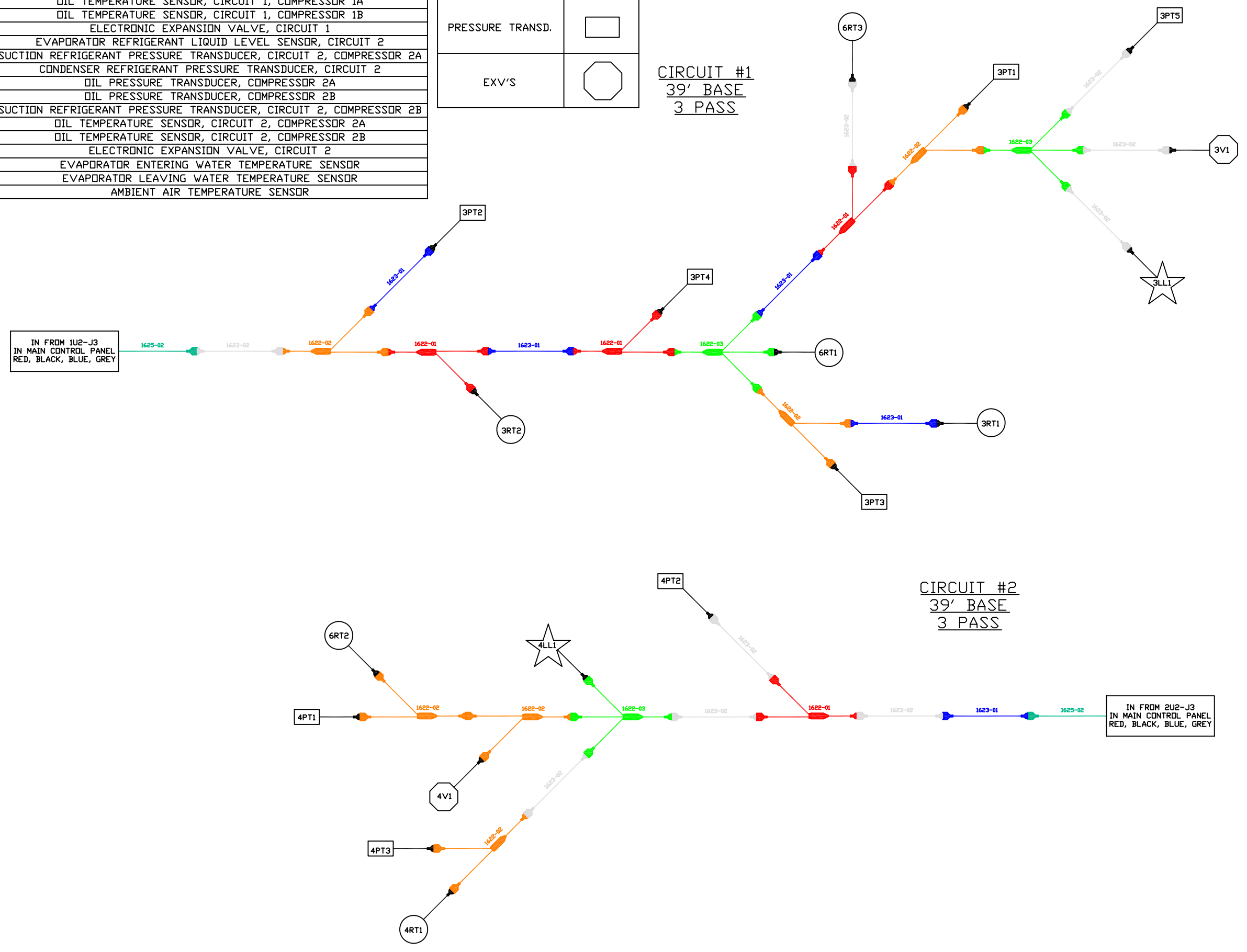
DEVICE	DESCRIPTION
3LL1	EVAPORATOR REFRIGERANT LIQUID LEVEL SENSOR, CIRCUIT 1
3PT1	SUCTION REFRIGERANT PRESSURE TRANSDUCER, CIRCUIT 1, COMPRESSOR 1A
3PT2	CONDENSER REFRIGERANT PRESSURE TRANSDUCER, CIRCUIT 1
3PT3	OIL PRESSURE TRANSDUCER, COMPRESSOR 1B
3PT4	OIL PRESSURE TRANSDUCER, COMPRESSOR 1A
3PT5	SUCTION REFRIGERANT PRESSURE TRANSDUCER, CIRCUIT 1, COMPRESSOR 1B
3RT1	OIL TEMPERATURE SENSOR, CIRCUIT 1, COMPRESSOR 1A
3RT2	OIL TEMPERATURE SENSOR, CIRCUIT 1, COMPRESSOR 1B
3V1	ELECTRONIC EXPANSION VALVE, CIRCUIT 1
4LL1	EVAPORATOR REFRIGERANT LIQUID LEVEL SENSOR, CIRCUIT 2
4PT1	SUCTION REFRIGERANT PRESSURE TRANSDUCER, CIRCUIT 2, COMPRESSOR 2A
4PT2	CONDENSER REFRIGERANT PRESSURE TRANSDUCER, CIRCUIT 2
4PT3	OIL PRESSURE TRANSDUCER, COMPRESSOR 2A
4PT4	OIL PRESSURE TRANSDUCER, COMPRESSOR 2B
4PT5	SUCTION REFRIGERANT PRESSURE TRANSDUCER, CIRCUIT 2, COMPRESSOR 2B
4RT1	OIL TEMPERATURE SENSOR, CIRCUIT 2, COMPRESSOR 2A
4RT2	OIL TEMPERATURE SENSOR, CIRCUIT 2, COMPRESSOR 2B
4V1	ELECTRONIC EXPANSION VALVE, CIRCUIT 2
6RT1	EVAPORATOR ENTERING WATER TEMPERATURE SENSOR
6RT2	EVAPORATOR LEAVING WATER TEMPERATURE SENSOR
6RT3	AMBIENT AIR TEMPERATURE SENSOR

LIQUID LEVEL SENS.	
TEMP SENS.	
PRESSURE TRANSD.	
EXV'S	

CABLE#	DESCRIPTION
1622-01	2Y, SHORT
1622-02	2Y, LONG
1622-03	3Y
1623-01	EXTENSION, SHORT
1623-02	EXTENSION, LONG
1625-02	FEMALE TO SOLID LEADS

CIRCUIT #1
 39' BASE
 3 PASS

CIRCUIT #2
 39' BASE
 3 PASS



IN FROM 1U2-J3
 IN MAIN CONTROL PANEL
 RED, BLACK, BLUE, GREY

IN FROM 2U2-J3
 IN MAIN CONTROL PANEL
 RED, BLACK, BLUE, GREY

A
B
C
D
E
F
G
H

1 2 3 4 5 6 7 8