



RTM EVAPORATOR TUBE SHEETS


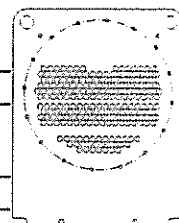
1" O.D.
WAP



	B1		C1		D1		
	150psi 571603630500	300psi 571603640500	150psi 571603630300	300psi 571603640300	150psi 571602010400	300psi 571602660400	
#TUBES	100	100	128	128	165	165	#TUBES
#BOLTS	24	48	24	48	32	64	#BOLTS
	B2		C2		D2		
	150psi 571603630400	300psi 571603640400	150psi 571603630200	300psi 571603640200	150psi 571602010300	300psi 571602660300	
#TUBES	116	116	140	140	181	181	#TUBES
#BOLTS	24	48	24	48	32	64	#BOLTS
	B3		G1		D3		
	150psi 571603630200	300psi 571603640200	150psi 571602640400	300psi 571602650400	150psi 571602010200	300psi 571602660200	
#TUBES	140	140	304	304	197	197	#TUBES
#BOLTS	24	48	52	104	32	64	#BOLTS
	E1		G2		F1		
	150psi 571602010300	300psi 571602660300	150psi 571602640300	300psi 571602650300	150psi 571603230300	300psi 571603240300	
#TUBES	181	181	330	330	227	227	#TUBES
#BOLTS	32	64	52	104	36	72	#BOLTS
			G3		F2		
			150psi 571602640200	300psi 571602650200	150psi 571603230200	300psi 571603240200	
#TUBES			376	376	243	243	#TUBES
#BOLTS			52	104	36	72	#BOLTS



RITHIC CONDENSER TUBE SHEETS



3/4" OD

	B1		C1		D1				
	150psi 571603440300		300psi 571603430300	150psi 571603420300		300psi 571603410300	150psi 571603440300	300psi 571603430300	
#TUBES	169		169	180		180	169		#TUBES
#BOLTS	16		32	16		32	16		#BOLTS

	B2		C2		D2				
	150psi 571603440200		300psi 571603430200	150psi 571603420200		300psi 571603410200	150psi 571603440200	300psi 571603430200	
#TUBES	185		185	213		213	185		#TUBES
#BOLTS	16		32	16		32	16		#BOLTS

	E1		F1		G1				
	150psi 571602030500		300psi 571602670500	150psi 571602020300		300psi 571602680300	150psi 571602900200	300psi 571602910200	
#TUBES	253		253	328		328	388		#TUBES
#BOLTS	22		44	22		44	32		#BOLTS

	E2		F2		G2				
	150psi 571602030400		300psi 571602670400	150psi 571602030300		300psi 571602670300	150psi 571602890300	300psi 571602740300	
#TUBES	276		276	309		309	468		#TUBES
#BOLTS	22		44	22		44	32		#BOLTS

	E3		F3		G3				
	150psi 571602020200		300psi 571602680200	150psi 571602030200		300psi 571602670200	150psi 571602890200	300psi 571602740200	
#TUBES	282		282	337		337	515		#TUBES
#BOLTS	22		44	22		44	32		#BOLTS