

NOTES:

1. DIMENSIONS ON FLAT PROVIDED FOR REFERENCE. FORMED PART MUST MEET THE FORMED DIMENSIONS WITHIN TOLERANCE.
2. REFER TO MATERIAL SPECIFICATION. INFORMATION ON DRAWING SUPERCEDES THE SPECIFICATION.
3. UNLESS OTHERWISE SPECIFIED, INSIDE BEND RADIUS: .060
4. ALL SHARP EDGES AND CORNERS ARE TO BE DEBURRED.

DRAWING	REVISION	VERSION
	D	5

UNLESS OTHERWISE SPECIFIED ALL DIMENSIONS ARE IN INCHES. TOLERANCE:

.X =± 0.0
 .XX =± 0.00
 .XXX =± 0.040
 FINISH ✓
 ANGLES =± 3.0 ° HOLE DIA = + .005 / - .005
 CONFORMS TO ASME Y14.5M-1994.

TRANE

THIS DRAWING IS PROPRIETARY AND SHALL NOT BE COPIED OR ITS CONTENTS DISCLOSED TO OUTSIDE PARTIES WITHOUT THE WRITTEN CONSENT OF TRANE

DRAWN BY: K. PEI

TRANE DATE: 16-AUG-2022

DO NOT SCALE PRINT

THIRD ANGLE PROJECTION



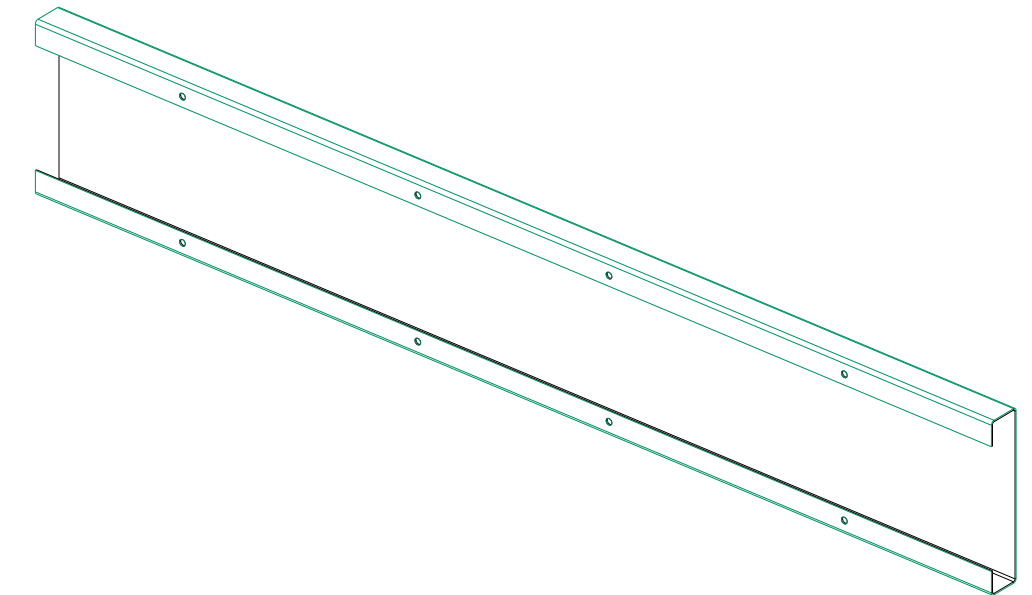
49533016

SHEET 1 OF 2

REV D

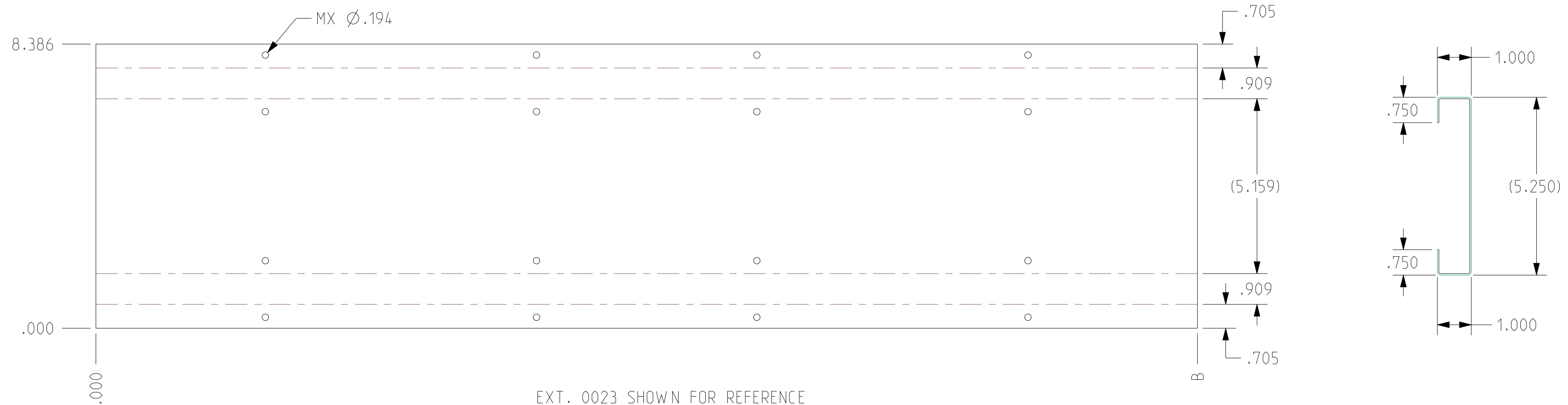
CHANNEL PTAF

EXT	NAME	DESCRIPTION	B	M
			B:FID_2745	M:FID_2099
495330160023	CHANNEL; PTAF, USIZ 03	M:GV L:32.500 W:8.386 T:0.044 LB:3.39	32.500	8
495330160025	CHANNEL; PTAF, USIZ 04, 06	M:GV L:45.000 W:8.386 T:0.044 LB:4.70	45.000	8
495330160027	CHANNEL; PTAF, USIZ 08	M:GV L:51.500 W:8.386 T:0.044 LB:5.37	51.500	12
495330160029	CHANNEL; PTAF, USIZ 10	M:GV L:62.500 W:8.386 T:0.044 LB:6.52	62.500	12
495330160031	CHANNEL; PTAF, USIZ 12, 1W 62.5	M:GV L:67.500 W:8.386 T:0.044 LB:7.04	67.500	12
495330160033	CHANNEL; PTAF, USIZ 14, 17, 1W 68	M:GV L:73.000 W:8.386 T:0.044 LB:7.62	73.000	16
495330160035	CHANNEL; PTAF, USIZ 21, 25, 1W 76	M:GV L:81.000 W:8.386 T:0.044 LB:8.45	81.000	16
495330160037	CHANNEL; PTAF, USIZ 30, 1W 89.5	M:GV L:94.500 W:8.386 T:0.044 LB:9.86	94.500	16
495330160039	CHANNEL; PTAF, USIZ 35, 1W 96	M:GV L:101.000 W:8.386 T:0.044 LB:10.54	101.000	16
495330160041	CHANNEL; PTAF, IW 48	M:GV L:53.000 W:8.386 T:0.044 LB:5.53	53.000	12
495330160043	CHANNEL; PTAF, IW 54	M:GV L:59.000 W:8.386 T:0.044 LB:6.16	59.000	12
495330160045	CHANNEL; PTAF, IW 72	M:GV L:77.000 W:8.386 T:0.044 LB:8.04	77.000	16
495330160047	CHANNEL; PTAF, IW 84	M:GV L:89.000 W:8.386 T:0.044 LB:9.29	89.000	16
495330160049	CHANNEL; PTAF, IW 48, 3" CASING	M:GV L:55.000 W:8.386 T:0.044 LB:5.74	55.000	12
495330160051	CHANNEL; PTAF, IW 54, 3" CASING	M:GV L:61.000 W:8.386 T:0.044 LB:6.37	61.000	12
495330160053	CHANNEL; PTAF, IW 62.5, 3" CASING	M:GV L:69.500 W:8.386 T:0.044 LB:7.25	69.500	12
495330160055	CHANNEL; PTAF, IW 68, 3" CASING	M:GV L:75.000 W:8.386 T:0.044 LB:7.83	75.000	16
495330160057	CHANNEL; PTAF, IW 72, 3" CASING	M:GV L:79.000 W:8.386 T:0.044 LB:8.24	79.000	16
495330160059	CHANNEL; PTAF, IW 76, 3" CASING	M:GV L:83.000 W:8.386 T:0.044 LB:8.66	83.000	16
495330160061	CHANNEL; PTAF, IW 84, 3" CASING	M:GV L:91.000 W:8.386 T:0.044 LB:9.50	91.000	16
495330160063	CHANNEL; PTAF, IW 89.5, 3" CASING	M:GV L:96.500 W:8.386 T:0.044 LB:10.07	96.500	16
495330160065	CHANNEL; PTAF, IW 96, 3" CASING	M:GV L:103.000 W:8.386 T:0.044 LB:10.75	103.000	16
495330160071	CHANNEL; PTAF, IW 35, 2" CASING	M:GV L:40.000 W:8.386 T:0.044 LB:4.17	40.000	8
495330160072	CHANNEL; PTAF, IW 27.5, 3" CASING	M:GV L:34.500 W:8.386 T:0.044 LB:3.60	34.500	8
495330160073	CHANNEL; PTAF, IW 35, 3" CASING	M:GV L:42.000 W:8.386 T:0.044 LB:4.38	42.000	8
495330160074	CHANNEL; PTAF, IW 40, 3" CASING	M:GV L:47.000 W:8.386 T:0.044 LB:4.90	47.000	8



PRODUCT ENGINEERING NOTES ONLY:

1. EXTENSIONS ON THIS PAGE ARE DUPLICATES OF PAGE 2. ANY CHANGES TO THESE EXTENSIONS WOULD AFFECT EXTENSIONS ON THE OTHER PAGE.
2. THE EXTENSIONS ON THIS PAGE ARE FOR THE SHIP WITH KITS.



NOTES:

1. DIMENSIONS ON FLAT PROVIDED FOR REFERENCE. FORMED PART MUST MEET THE FORMED DIMENSIONS WITHIN TOLERANCE.
2. REFER TO MATERIAL SPECIFICATION. INFORMATION ON DRAWING SUPERCEDES THE SPECIFICATION.
3. UNLESS OTHERWISE SPECIFIED, INSIDE BEND RADIUS: .060
4. ALL SHARP EDGES AND CORNERS ARE TO BE DEBURRED.

DRAWING	REVISION	VERSION
	D	5

UNLESS OTHERWISE SPECIFIED ALL DIMENSIONS ARE IN INCHES. TOLERANCE:

.X =± 0.0
 .XX =± 0.00
 .XXX =± 0.040
 FINISH ✓
 ANGLES =± 3.0 ° HOLE DIA = + .005
 - .005
 CONFORMS TO ASME Y14.5M-1994.

TRANE

THIS DRAWING IS PROPRIETARY AND SHALL NOT BE COPIED OR ITS CONTENTS DISCLOSED TO OUTSIDE PARTIES WITHOUT THE WRITTEN CONSENT OF TRANE

DRAWN BY: K. PEI ©TRANE DATE: 16-AUG-2022

DO NOT SCALE PRINT

THIRD ANGLE PROJECTION

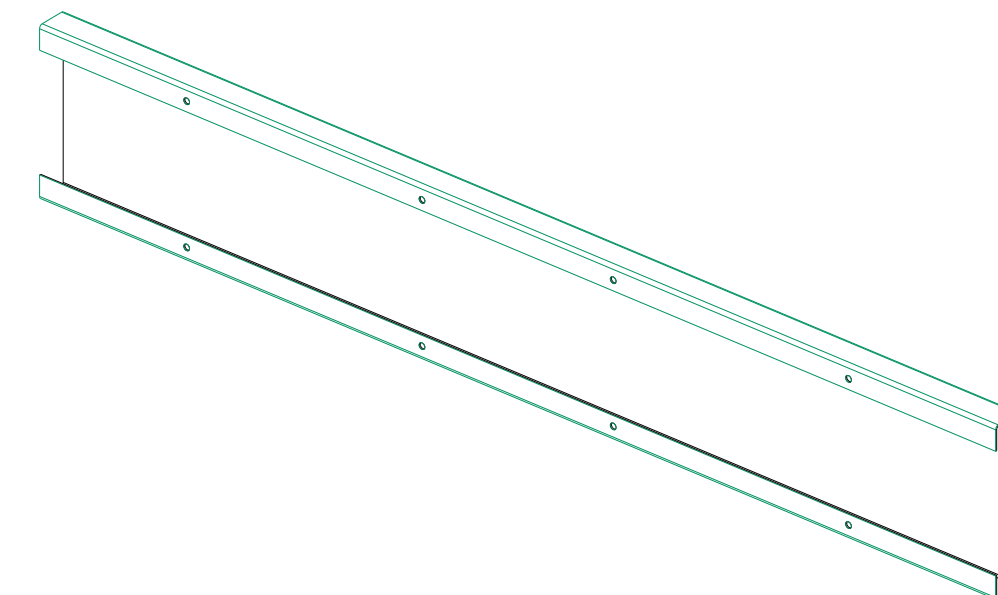


49533016

SHEET 2 OF 2 REV D

CHANNEL PTAF

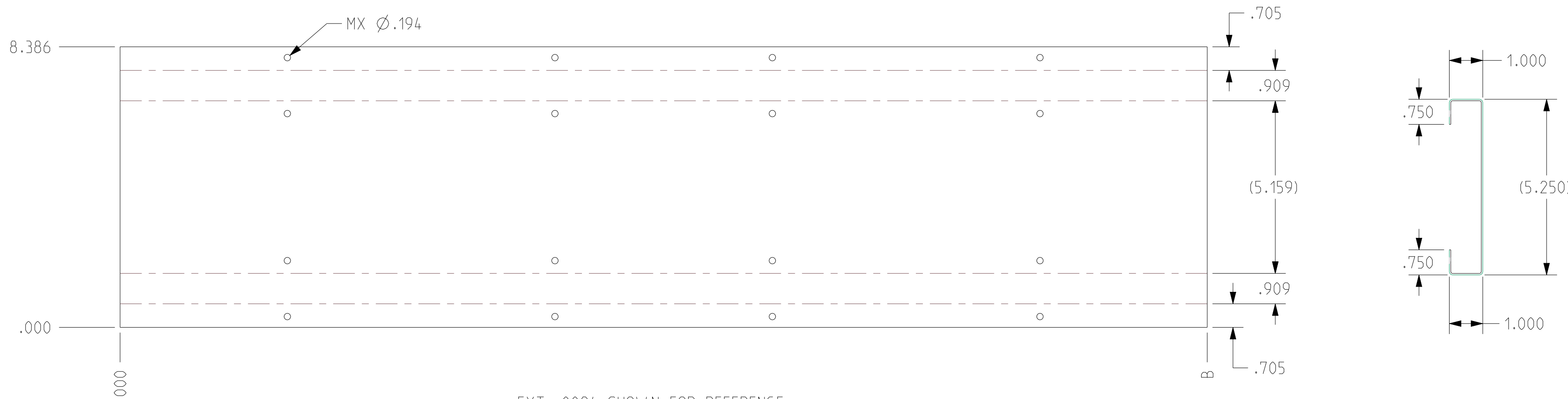
--



EXT	NAME	DESCRIPTION	B	M
495330160024	CHANNEL; PTAF, USIZ 03	M:GV L:32.500 W:8.386 T:0.044 LB:3.39	B:FID_2745	M:FID_2099
495330160026	CHANNEL; PTAF, USIZ 04, 06	M:GV L:45.000 W:8.386 T:0.044 LB:4.70	45.000	8
495330160028	CHANNEL; PTAF, USIZ 08	M:GV L:51.600 W:8.386 T:0.044 LB:5.38	51.600	12
495330160030	CHANNEL; PTAF, USIZ 10	M:GV L:62.500 W:8.386 T:0.044 LB:6.52	62.500	12
495330160032	CHANNEL; PTAF, USIZ 12, IW 62.5	M:GV L:67.500 W:8.386 T:0.044 LB:7.04	67.500	12
495330160034	CHANNEL; PTAF, USIZ 14, 17, IW 68	M:GV L:73.000 W:8.386 T:0.044 LB:7.62	73.000	16
495330160036	CHANNEL; PTAF, USIZ 21, 25, IW 76	M:GV L:81.000 W:8.386 T:0.044 LB:8.45	81.000	16
495330160038	CHANNEL; PTAF, USIZ 30, IW 89.5	M:GV L:94.500 W:8.386 T:0.044 LB:9.86	94.500	16
495330160040	CHANNEL; PTAF, USIZ 35, IW 96	M:GV L:101.000 W:8.386 T:0.044 LB:10.54	101.000	16
495330160042	CHANNEL; PTAF, IW 48	M:GV L:53.000 W:8.386 T:0.044 LB:5.53	53.000	12
495330160044	CHANNEL; PTAF, IW 54	M:GV L:59.000 W:8.386 T:0.044 LB:6.16	59.000	12
495330160046	CHANNEL; PTAF, IW 72	M:GV L:77.000 W:8.386 T:0.044 LB:8.04	77.000	16
495330160048	CHANNEL; PTAF, IW 84	M:GV L:89.000 W:8.386 T:0.044 LB:9.29	89.000	16
495330160050	CHANNEL; PTAF, IW 48, 3" CASING	M:GV L:55.000 W:8.386 T:0.044 LB:5.74	55.000	12
495330160052	CHANNEL; PTAF, IW 54, 3" CASING	M:GV L:61.000 W:8.386 T:0.044 LB:6.37	61.000	12
495330160054	CHANNEL; PTAF, IW 62.5, 3" CASING	M:GV L:69.500 W:8.386 T:0.044 LB:7.25	69.500	12
495330160056	CHANNEL; PTAF, IW 68, 3" CASING	M:GV L:75.000 W:8.386 T:0.044 LB:7.83	75.000	16
495330160058	CHANNEL; PTAF, IW 72, 3" CASING	M:GV L:79.000 W:8.386 T:0.044 LB:8.24	79.000	16
495330160060	CHANNEL; PTAF, IW 76, 3" CASING	M:GV L:83.000 W:8.386 T:0.044 LB:8.66	83.000	16
495330160062	CHANNEL; PTAF, IW 84, 3" CASING	M:GV L:91.000 W:8.386 T:0.044 LB:9.50	91.000	16
495330160064	CHANNEL; PTAF, IW 89.5, 3" CASING	M:GV L:96.500 W:8.386 T:0.044 LB:10.07	96.500	16
495330160066	CHANNEL; PTAF, IW 96, 3" CASING	M:GV L:103.000 W:8.386 T:0.044 LB:10.75	103.000	16
495330160075	CHANNEL; PTAF, IW 35, 2" CASING	M:GV L:40.000 W:8.386 T:0.044 LB:4.17	40.000	8
495330160076	CHANNEL; PTAF, IW 27.5, 3" CASING	M:GV L:34.500 W:8.386 T:0.044 LB:3.60	34.500	8
495330160077	CHANNEL; PTAF, IW 35, 3" CASING	M:GV L:42.000 W:8.386 T:0.044 LB:4.38	42.000	8
495330160078	CHANNEL; PTAF, IW 40, 3" CASING	M:GV L:47.000 W:8.386 T:0.044 LB:4.90	47.000	8

PRODUCT ENGINEERING NOTES ONLY:

1. EXTENSIONS ON THIS PAGE ARE DUPLICATES OF PAGE 1. ANY CHANGES TO THESE EXTENSIONS WOULD AFFECT EXTENSIONS ON THE OTHER PAGE.
2. THE EXTENSIONS ON THIS PAGE ARE FOR INSTALLATION IN WEATHERIZATION.



EXT. 0024 SHOWN FOR REFERENCE